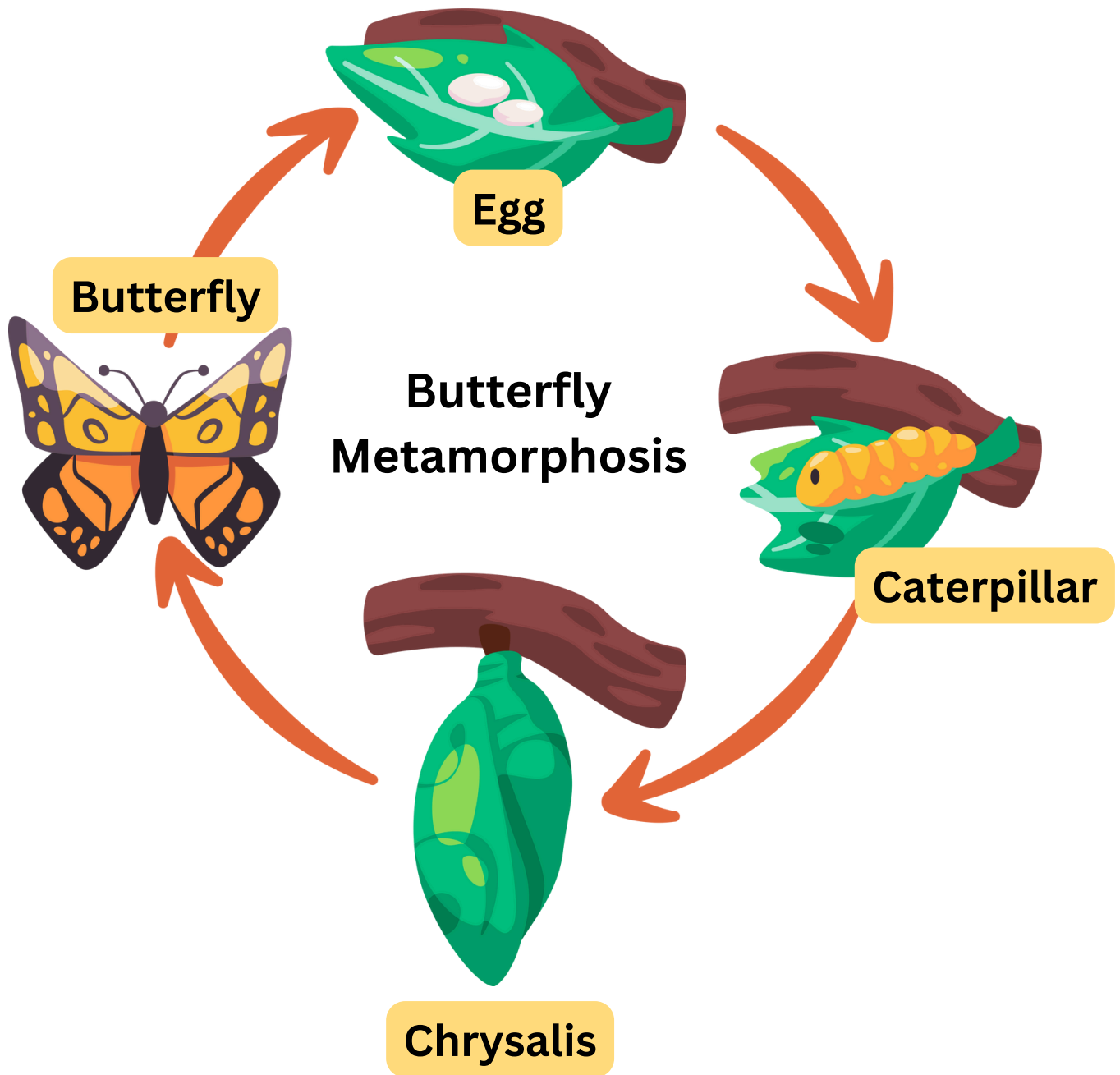


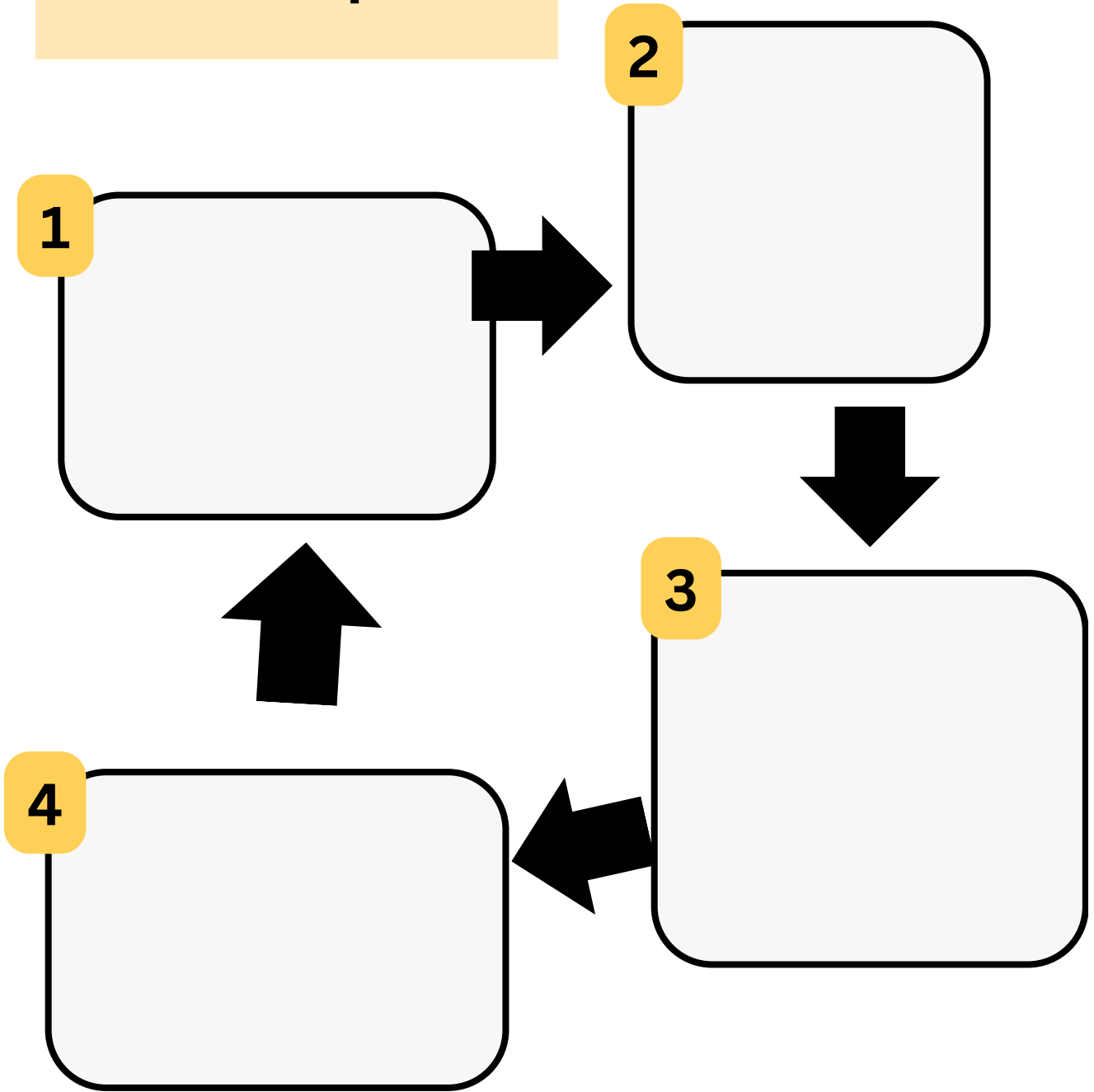
# PREPARATION FOR PRIMARY SCHOOL (6+)


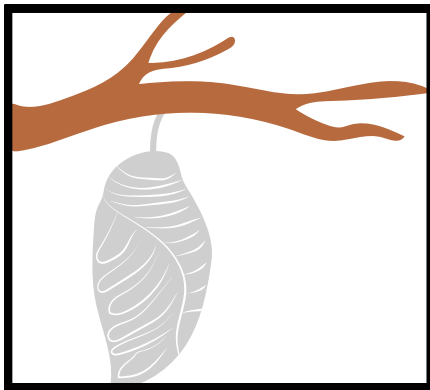
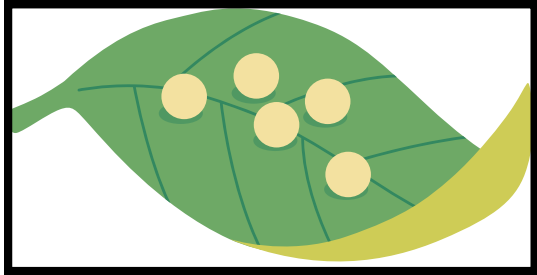


# Read and Understand!



# Butterfly Metamorphosis





**Egg**

**Caterpillar**

**Chrysalis**

**Butterfly**



Read and Understand!



**Good morning**



**Good afternoon**



**Good evening**



**Good night**



**Morning**



**Afternoon**





**Evening**



**Night**

Cut and glue the activities according to the right time (morning/afternoon/evening/night)!



---

**MORNING**







---

**AFTERNOON**


---

**EVENING/NIGHT**


Cut and glue the activities according to the right time (morning/afternoon/evening/night)!



Help the rabbit get to the carrot  
(Circle the direction signs – up to 4 steps)!










- 1.
- 2.
- 3.
- 4.











- 1.
- 2.
- 3.
- 4.





Help the rabbit get to the carrot  
(Circle the direction signs – up to 4 steps)!





		
		





1.    





2.    





3.    





4.    





1.    

2.    





3.    


4.    


Circle the missing picture!




# Circle the missing picture!




1 = 

2 = 

3 = 

1	2	3	
1	2	1	
2	3	3	
3	1	2	
2	1	2	
3	2	1	



Cross out the addition result that is different!

Example:

$2+5$	$3+4$
<del><math>4+2</math></del>	$6+1$

$6+4$	$5+5$
$3+7$	$5+4$

$9+2$	$3+9$
$4+7$	$10+1$

$10+1$	$3+9$
$6+6$	$8+4$

$3+5$	$7+2$
$4+4$	$1+7$

$5+4$	$8+1$
$2+9$	$9+0$

Cross out the addition result that is different!

Example:

$2+5$	$3+4$
<del><math>4+2</math></del>	$6+1$

$6+2$	$7+3$
$4+4$	$8+0$

$3+8$	$3+9$
$10+2$	$7+5$

$3+1$	$2+2$
$4+1$	$1+3$

$5+5$	$3+7$
$8+2$	$6+5$

$5+0$	$1+7$
$4+1$	$3+2$

Cross out the subtraction result that is different!

Example:

$9-2$	$8-1$
<del><math>4-3</math></del>	$10-3$

$4-2$	$5-1$
$6-4$	$8-6$

$4-0$	$8-4$
$9-5$	$7-2$

$6-3$	$8-6$
$3-1$	$4-2$

$7-6$	$9-8$
$5-4$	$4-2$

$8-3$	$4-2$
$10-5$	$6-1$

Fill in the missing numbers in the correct order!

---

1 2  4 5

---

3 4 5  7

---

7 8 9 10

---

1 3 5  9

---

11 12  14

---

10 20 30


Match the colors with their names as shown!




• Orange



• Red




• Green



• Black



• Blue



• Yellow

**Read the paragraph below, then answer the questions!**

---

**Monday is the first day of school. Wina goes with her friend named Tata. Wina carries a blue bag, while Tata carries a red one. When they arrive at school, Wina and Tata greet and say hello to their teacher, Mrs. Sari. After that, they go into the classroom. Wina sits in the front seat, while Tata sits in the back. They study math.**

---

1. When is the first day of school?
2. What is the name of Wina's friend?
3. What color is Tata's bag?
4. What is the name of Wina and Tata's teacher?
5. Who sits in the front seat?
6. What do Wina and Tata learn in class?

**Read the paragraph below, then answer the questions!**

---

**Today, Dodo goes to the market to buy some fruits. He buys bananas, avocados, apples, and oranges. His mother gives him one hundred thousand rupiahs. When he arrives at the market, he feels confused about where to find the fruit shop. Finally, he asks a fish seller for help. After finishing his shopping, Dodo goes home. Suddenly, he remembers that he left the apples at the market.**

---

1. Who goes to the market?
2. What fruits does Dodo buy at the market?
3. How much money does his mother give him for shopping?
4. Who tells him where the fruit shop is?
5. What fruit is left behind at the market?

**Read the paragraph below, then answer the questions!**

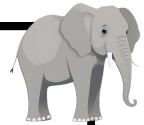

---

**Ani, Tati, and Fani are studying together in the school library. Ani is studying English, Tati is studying science, and Fani is studying math. Ani and Tati study while writing, while Fani studies while listening to music. They each have their own way of learning. A little later, Ani asks for permission to go outside because she wants to play in the school yard. Tati and Fani keep studying until 4 o'clock in the afternoon.**


---

1. What is the name of the child who studies math?
2. Is it true that Tati studies English?
3. Who studies while listening to music?
4. Why does Ani ask for permission to go outside?
5. Until what time do Tati and Fani study in the library?




What picture is that? Write it down!





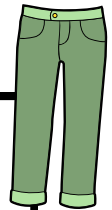
# What picture is that? Write it down!






What picture is that? Write it down!












# What picture is that? Write it down!



What picture is that? Write it down!



**What color is that? Write it down!**



What number is that? Write it down!

1			7
---	--	--	---

2			8
---	--	--	---

3			9
---	--	--	---

4			10
---	--	--	----

5			11
---	--	--	----

6			12
---	--	--	----

**Write one sentence that explains the picture beside it!**



**Write one sentence that explains the picture beside it!**



**Describe the picture below, then write it in the space provided!**



# Have Fun Working on It!

